

# agri<sup>a</sup>



PRODUCT CATALOGUE

## PROFESSIONAL SOLUTIONS 2023.



**NEW!**

### agri 9700e ALL-ELECTRIC- TOOL-CARRIER

Purely electrically operated and radio remote controlled. **Discover the future of professional green care. Now!**

More on Page 10



One **agri**. Many possibilities!

PRODUCT HISTORY

# Over 75 years of experience.



agria 1000 Agriette  
Power hoe



agria 2100  
Single-wheel hoe



agria 2300  
Meadow mower



agria 2600  
Two-wheel tractor



agria 4800 K  
Compact tractor



agria 9300  
Triple cylinder mower



agria 3400  
Two-wheel tractor



agria 5900 Taifun  
Implement carrier



agria 9600  
Remote-controlled track mower



agria 9500  
Remote-controlled track mower



agria 9700e  
Remote-controlled  
All-electric-tool-carrier



## CELEBRATE WITH US!

Since more than 75 years we have been producing professional units in Möckmühl, Germany for home owners, gardening and landscaping businesses and local authorities. The products are used for green space maintenance, soil cultivation and grounds care.

In addition to the well-known walk behind multi-purpose machines, with a large selection of attachments, the range has been strengthened in recent years with highly innovative, remote-controlled track mowers.

## ...AND THE AGRIA-STORY CONTINUES...

We are constantly working on innovations in order to offer contemporary solutions for your requirements in the future and to set new standards.

Be excited!


# WHAT TO EXPECT Everything at a glance.

- 2 **Product historie**
- 3 **Contents**
- 4 **Our principles**
- 6 **The perfect machine for you**
- 8 **Remote-controlled devices**
- 10 **agria 9700e** agria special
- 12 **agria 9600** agria special
- 14 **agria 9500-80** agria special
- 16 **agria 9500-70** agria special
- 18 **Implement carriers**
- 20 **agria 5900 Cyclone**
- 22 **agria 5900 Taifun**
- 24 **agria 5900 Bison**
- 30 **agria 5500**
- 34 **Two-wheel tractors**
- 36 **agria 3400**
- 44 **agria 3600**
- 48 **Mowers**
- 50 **agria 5300**
- 52 **agria 3600 BM**
- 56 **agria 8000**
- 58 **Weed brushes, Sweepers**
- 60 **agria 8100**
- 62 **agria 7100**
- 64 **Hoeing**
- 66 **agria 3100**
- 68 **agria 3000**
- 70 **agria 0100-R**
- 72 **agria 0800**
- 74 **Notes and machine configuration**

	Mowing	
	Mowing	
	Mowing	
	Mowing	
Soil	Mowing	Grounds
Soil	Mowing	Grounds
Soil	Mowing	Grounds
Soil	Mowing	Grounds
Soil	Mowing	Grounds
Soil	Mowing	Grounds
	Mowing	Grounds
	Mowing	Grounds
	Mowing	
		Grounds
		Grounds
Soil		
Soil		
Soil		Grounds
Soil	Mowing	

# WHAT MAKES US SPECIAL Our principles.

Our goal is to support you everyday in making our world a little bit more beautiful.  
We always orient ourselves by the following principles.



## BEST QUALITY

The agria quality management system certified by ISO 9001 ensures compliance with the highest quality standards. This is the basis for continuous improvements and ends in a comprehensive final inspection, so that no machine leaves the factory without a final check.

Long-time users, but also a growing number of collectors and fan clubs, appreciate this quality.



## INNOVATIONES

Our professional products are constantly improved to meet the highest safety standards. In cooperation with the university of Mosbach, Germany our competent R&D team continuously strengthen their skills, especially in mechanics and electronics with specially trained engineers.

Specially manufactured development platforms and a fully equipped prototype construction ensure that we are always one step ahead in the market. The highly innovative remote-controlled mowers are the best examples of this.



## EASY OF USE

Developing agria-devices, the operator's safety is the most important thing. For us, the best possible ease of use, optimum functionality and efficient work are the standards by which we like to be measured.

With remote-controlled mowers and patented features such as the easy-control system, even the heaviest jobs can be carried out absolutely safely, quickly and thoroughly.

## CUSTOMER-FRIENDLY SERVICE

Service is one of our top priorities. A dense network of frequently trained dealers and a fast customer service support your agria its whole life.

This also includes the mobile service technician on side.

Even in the developing of machines we consider fast and easy maintenance and service. To keep your agria running we have a huge stock of spare parts that can be shipped the same day.

Additional services on our website like downloads of user manuals, service videos and the search for spare parts complete the full-service package.



AGRIA FOR EVERYBODY

# The perfect machine for you.

Find the right machine for your requirements in our large product range.



## GARDENING- AND LANDSCAPING BUSINESSES

To exceed the expectations of your customers again and again – that's your every day challenge.

To meet this challenge, you need reliable equipment that always does a perfect job. Whether for the preparation of seed beds and lawns or the maintenance of already existing green areas - with our robust machines the satisfaction of your customers is guaranteed.



## ROAD- AND HIGHWAY MAINTENANCE DEPOTS

With your daily work you make our public areas look better and more safe.


Because working beside roads can be dangerous, our focus is on operator safety and ease of use. This ensures that you maintain roadside green areas and other surfaces always ergonomically and safely.



## MUNICIPALITIES, CITY COUNCILS, ADMINISTRATION UNIONS

The whole year your work is to maintain public areas.

Whether mowing along roads or in water retention basins, sweeping work after the last city festival or annual winter service - with our versatile devices you are well equipped all year long.



## CONTRACTORS, RENTALS AND INSTITUTIONS

Services in the professional landscape maintenance are very versatile. Your customers expect a fast and perfect result for an acceptable price.

With the use of our versatile and efficient equipment, you do not waste time and fulfil every customer's wish.





**REMOTE-CONTROLLED DEVICES**

With a remote-controlled tool-carriers or a track mower, you always work from a safe position, free from direct emissions like vibrations, noise and exhaust fumes. This makes green space maintenance safer and comfortable, especially for areas that are difficult to access.

<b>agria 9700e</b>	Page 10
<b>agria 9600</b>	Page 12
<b>agria 9500-80</b>	Page 14
<b>agria 9500-70</b>	Page 16

**Benefits at a glance:**

- Always safe even on dangerous areas
- Working with fun factor
- Do the jobs fast and efficient
- Handling is very easy to learn

**agria**  
*special*



agria 9700e



agria 9600



agria 9500

One **agria**. Many possibilities!

# ELECTRICAL ALL-ROUNDER agria 9700e



# ALL-ELECTRIC-TOOL-CARRIER agria 9700e

agria  
special



## Benefits at a glance:

- Remote controlled all-electric-tool-carrier
- Versatile due to the possibility of using standard three-point attachments
- Significantly reduced noise level during operation
- Operates emission free and protects environment and your own health
- Almost maintenance-free operation in comparison to a combustion engine
- Lightweight, manoeuvrable device



agria 9700 111



PROTECTS ENVIRONMENT AND YOUR HEALTH



Comfortable and safe control of all machine functions via remote control. Machine information on large 2.8" colour display.



High flexibility due to easy mounting of different equipment with standard three-point attachment (CAT 1)



LED signal lights to indicate the direction of travel



Optional: Crawler tracks with non-slip cleat-profile



LED signal lights for better recognisability and to indicate movement



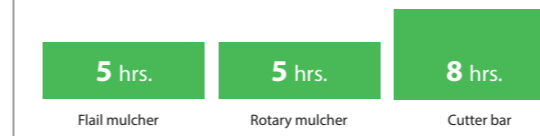
Adapter for attachments with agria mounting flange as with agria 5900 or agria 3400



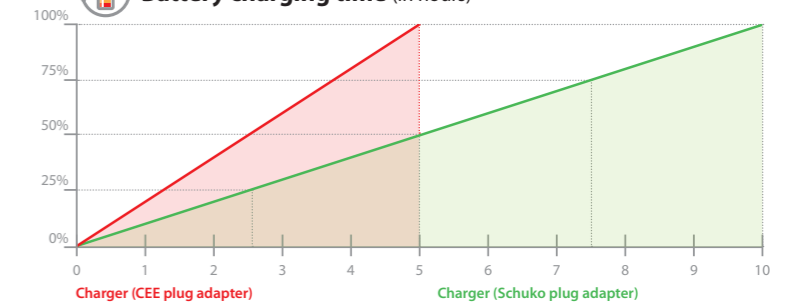
Hydraulic top link, the tilt angle of the attachment can be adjusted via the remote control

## Battery duration (in hours)

Values tested in practice for average use. The battery runtimes depend on the environmental conditions.



## Battery charging time (in hours)



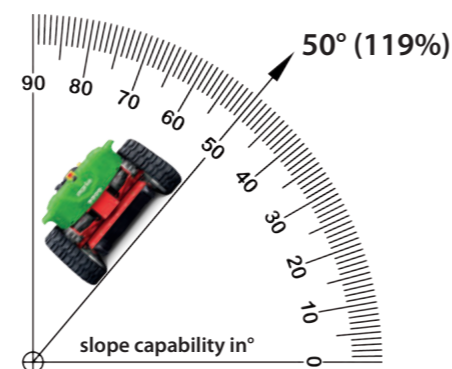
## Model

### agria 9700e

- Remote controlled all-electric-tool-carrier
- Stepless and brushless electric drive
- Lithium ion battery (24.8 kWh / 480 Ah)
- 48 V DC, protective extra-low voltage
- Standard-three-point-hitch (CAT 1), with floating position
- PTO shaft: 540 – 1,000 rpm, reversible rotation direction
- Power is similar to a 30 hp tractor
- Change of driving direction enables the use of pushed and pulled equipment
- Lifting height: 130 – 480 mm\*  
Operating range: 350 – 550 mm\*
- Hydraulics: 300 kg lifting power
- Organic hydraulic oil (3 Litres)
- 4 infinitely adjustable speed ranges: 0 – 9 km/h
- Slope capability up to 50° (119%)
- Electromechanical fail-safe brakes
- Autec-Safety RC-System with 2.8" color display; Range: 300 m (maximum) / 100 m (recommended)
- Charger (230 V / 400 V) optionally
- Dimensions (L x B x H): 180 x 120 x 84,7 – 92 cm
- Weight: approx. 780 kg

Art.No. 9700 111

\*depending on the attachment



## CONSULTING

We think you should be able to assess your new agria before you buy it. Test the **agria 9700e** on your property and see the performance and quality for yourself.

Find a competent dealer near you at [www.agria.de](http://www.agria.de) – quickly and easily.



MAKE AN APPOINTMENT NOW!



# MASTER OF STEEP SLOPES agria 9600



Video:  
Watch the agria  
9600 in action



## REMOTE-CONTROLLED TRACK MOWER agria 9600 High grass rotary mulcher

### Benefits at a glance:

- Balanced weight distribution, crawler chasis and low centre of gravity for safe and soil friendly use in difficult terrain
- High efficiency: no time-consuming and no soil-damaging turning manoeuvres required. Excellent mulching result in forward and reverse driving
- Extra robust „Heavy Duty“ design
- Fuel saving, sensitive control and high efficiency through electric hybrid drive
- Safe mowing of steep slopes up to 55° (143%)
- Remote control operation: Comfortable and safe operating. Protection against impacts such as vibration, noise and exhaust gases
- Very low maintenance requirements due to brushless electric engine and brushless generator
- Easy access to the electric control box. Protection of the electric components' against dust, vibration and moisture



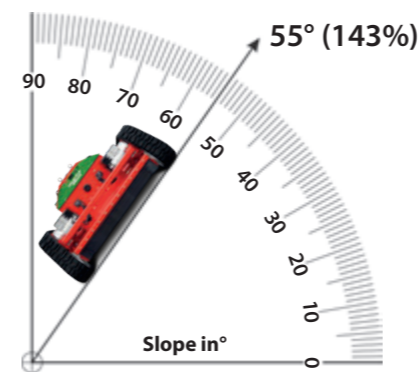
### EXTREMELY EFFICIENT

Due to high area performance of the agria 9600 you can replace up to 15 brush cutters. This not only saves time, but also saves money.

**agria**  
special



agria 9600 241



Comfortable and safe control of all machine functions via remote control. Machine information on large 2.8" colour display.

Flaps certified by  
DLG TestService GmbH  
(DIN EN 12733:2019-09)

### Customise speed ranges (as a series)

With the remote control, the operator can configure the speed range he prefers to use.

For additional comfort, the selected speed can be maintained automatically via a cruise control function.



Equipped as standard:  
Remote control with  
tilt sensor



Removable-fuel-  
tank-system by Agria,  
fuel level display on  
remote



Robust swinging  
blades that dodge  
obstacles



Electric engines are  
brushless and mainte-  
nance free



Safe loading with  
eye bolts



Protection against  
thrown objects: Safety  
flaps tested by DLG

### Models



#### agria 9600-112

- Briggs & Stratton Series 8270 Air-cooled 2-cylinder 4-stroke OHV petrol engine, 17.9 kW (24.3 HP)
  - Stepless electric drive, 48 V DC Safety Extra Low Voltage
  - 4 speed ranges between 0–10 km/h can be selected stepless
  - Suitable on slopes up to 55° (143%)
  - High grass rotary mulcher 2 blade carriers with 4 swing blades
  - Working width 112 cm
  - Dimensions (L x W x H): 145 x 150 x 72–85.5 cm
  - Weight: approx. 653 kg
- Art.No. 9600 231



#### agria 9600-241

- Kawasaki FS730V EFI Air-cooled 2-cylinder 4-stroke OHV petrol engine, 17.7 kW (24.0 PS)
  - Stepless electric drive, 48 V DC Safety Extra Low Voltage
  - 4 speed ranges between 0–10 km/h can be selected stepless
  - Suitable on slopes up to 55° (143%)
  - High grass rotary mulcher 2 blade carriers with 4 swing blades
  - Working width 112 cm
  - Dimensions (L x W x H): 145 x 150 x 72–85.5 cm
  - Weight: approx. 653 kg
- Art.No. 9600 241

### Options



Branch deflector



Crawler tracks with  
non-slip cleat-profile



LED function working  
lights with visual  
warning function



Fuel can 10l



Blades for first cut  
of spring grass



Mulching blades for a  
very fine cutting result

### Easy troubleshooting (as a series)



Status and error messages are shown directly on the display of the remote control. Possible sources of error can be analysed quickly. In addition, the data can be stored and read out via a diagnostic interface.

# THE FLEXIBLE MULCHER agria 9500-80



Video:  
Watch the agria  
9500 in action



Powerful Kawasaki engine



Equipped as standard:  
Remote control with  
tilt sensor



Removable-fuel-tank-  
system by Agria



Fine cutting result due  
to specially formed  
mulching blades



Easy transport with  
common vehicles



Protection against  
thrown objects: Safety  
flaps tested by DLG

## REMOTE CONTROLLED TRACK MOWER agria 9500-80 Compact mower

### Benefits at a glance:

- Versatile applications due to 80 cm working width
- Powerful Kawasaki engine
- Protection against direct emissions like vibrations, noise and exhaust fumes
- Even distribution of clippings
- Fine cutting result, ideal for visible areas, for example in parks
- Maintenance-free, brushless electric engine and generator
- Low fuel consumption and high performance due to electric hybrid drive
- Excellent mulching result in forward and reverse direction – no unnecessary turning manoeuvres required
- Low weight and rubber tracks protect the soil from damages
- Extremely manoeuvrable on steep slopes up to 50° (119%)



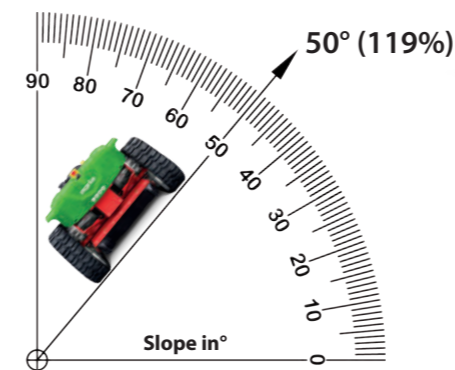
Comfortable and safe control of all machine functions via remote control. Machine information on large 2.8" colour display.



agria  
special



agria 9500 211



Flaps certified by  
DLG TestService GmbH  
(DIN EN 12733:2019-09)

### VERSATILE POWER PACK

The compact design and the powerful Kawasaki engine combine to a real power pack, that is particularly versatile.

### Models



#### agria 9500-80 premium

- Kawasaki FS 600V, 2-cylinder-4-stroke petrol engine, 12.7 kW (17.3 PS)
  - Step- and brushless electric drive, 48 V DC, Safety Extra Low Voltage
  - 3 speed ranges between 0–5.8 km/h can be selected stepless
  - Suitable on slopes up to 50° (119%)
  - High grass rotary mulcher
  - 1 blade carrier with 4 swing blades
  - Working width: 80 cm
  - Dimensions (L x W x H): 110 x 115 x 65–75 cm
  - Weight: approx. 350 kg
- Art.No. 9500 211

### Options



LED signal beacon



Crawler tracks with  
non-slip cleat-profile



Fuel can 10l



agria 9500-80 premium



agria 9500-80 premium



MAKE AN  
APPOINTMENT.  
NOW!



# THE FLEXIBLE MULCHER agria 9500-70



**Video:** Watch the agria 9500 in action in the solar park



## REMOTE CONTROLLED TRACK MOWER agria 9500-70 Compact mower

### Benefits at a glance:

- Entry-level model into the world of remote-controlled mowing
- Protection against direct emissions like vibrations, noise and exhaust fumes
- Even distribution of clippings
- Fine cutting result, ideal for visible areas, for example in parks
- Maintenance-free, brushless electric engine and generator
- Low fuel consumption and high performance due to electric hybrid drive
- Excellent mulching result in forward and reverse direction - no unnecessary turning manoeuvres required
- Low weight and rubber tracks protect the soil from damages
- Extremely manoeuvrable on steep slopes up to 45° (100%)
- Zero-Turn



Comfortable and safe control of all machine functions via remote control. Machine information on large 2.8" colour display.



**agria**  
special



agria 9500 131



Removable-fuel-tank-system by Agria



Fine cutting result due to specially formed mulching blades



Easy transport with common vehicles



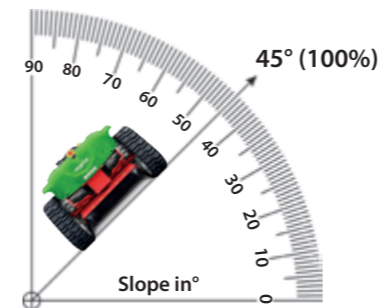
Protection against thrown objects: Safety flaps tested by DLG



Good visibility thanks to LED signal lighting



Electromechanical brake for safety on slopes



Flaps certified by DLG TestService GmbH (DIN EN 12733:2019-09)



### Models



#### agria 9500-70 premium

- Briggs & Stratton Vanguard, 2-cylinder-4-stroke petrol engine, 11.9 kW (16.2 HP)
  - Step- and brushless electric drive, 48 V DC, Safety Extra Low Voltage
  - 3 speed ranges between 0 – 5.8 km/h can be selected stepless
  - Suitable on slopes up to 45° (100%)
  - High grass rotary mulcher
  - Mulching blade, Working width: 70 cm
  - Dimensions (L x W x H): 110 x 105 x 65 – 75 cm
  - Weight: approx. 352 kg
- Art.No. 9500 131

### Options



LED signal beacon



Crawler tracks with non-slip cleat-profile



Swinging blades for dense vegetation



Fuel can 5L



agria 9500-70 premium



agria 9500-70 premium



agria 9500-70 premium



**MAKE AN APPOINTMENT NOW!**



### FINE CUTTING RESULT

The specially shaped mulching blade distributes the cuttings evenly and leaves a fine cutting result. This pays off especially on representative grounds in parks, hotels or castles.

### UNMATCHED FLEXIBILITY

The compact design allows the mower to be used even in very cramped spaces and to be transported with small vehicles.



**IMPLEMENT CARRIERS**

When purchasing a new machine, the focus should always be on economical use. On our implement carriers you can attach a large selection of attachments to ensure a year-round utilisation.

**agria 5900 Cyclone** Page 20  
**agria 5900 Taifun** Page 22  
**agria 5900 Bison** Page 24  
**agria 5500** Page 30

**Benefits at a glance:**

- Use it all year long
- Easy to use and comfortable to handle
- Powerful for all jobs
- Perfectly adapted to your requirements



agria 5900 Cyclone



agria 5900 Taifun



agria 5900 Bison



agria 5500

One **agria**. Many possibilities!

FOR MUNICIPAL USE

# agria 5900 Cyclone



**Video:**  
Watch agria 5900  
in action



## IMPLEMENT CARRIER

# agria 5900 Cyclone

Basic unit

### Benefits at a glance:

- Intuitive steering with minimum effort due to active steering bar
- Patented easy-control system for intuitive steering
- Powerful professional engines guarantee sufficient power for all attachments
- Portal-axle to adjust centre of gravity depending on local conditions and used attachment
- Good to recognise even in poor visibility conditions thanks to LED security lighting
- Stand support for convenient parking of the machine without attachments
- Hydraulic safety valve: for a secure grip even in steep slopes
- Cyclone air filter increasing the filter's lifetime
- Optimised air intake in order to minimize the dust and dirt absorption



agria 5900 355




Stand support makes storing the machine easier



Optimised air intake to protect the engine from overheating



Useful dashboard including operating hours counter, tachometer, ignition lock and outlet 12 V



Portal-axle to adjust centre of gravity



Good visibility thanks to LED security lightings



Attachment coupling by Agria: easy and fast changing of attachments

### Models



#### agria 5900 Cyclone 14

- Kohler Command PRO CH440, 1-cylinder 4-stroke engine, 10.1 kW (14 HP)
  - Tank capacity: 7 liters
  - Stepless hydrostatic drive with single dry plate clutch
  - F: 0–7 km/h; B: 0–3.6 km/h
  - Standard equipment: power steering, easy-control operating unit, LED safety lighting, hydraulic safety valve, electric starter, 12 V socket, hour meter, service and parking brake
  - Weight: approx. 176 kg
- Art.No. 5900 335



#### agria 5900 Cyclone 23

- Yamaha EH72, 2-cylinder 4-stroke engine, 17.2 kW (23.4 HP)
  - Tank capacity: 8,5 liters
  - Stepless hydrostatic drive with single dry plate clutch
  - F: 0–6 km/h; B: 0–4 km/h
  - Standard equipment: power steering, easy-control operating unit, high-mounted cooling air intake, LED safety lighting, hydraulic safety valve, electric starter, 12 V socket, hour meter, service and parking brake
  - Weight: approx. 212 kg
- Art.No. 5900 357



agria 5900 Cyclone

### The ideal machine for our Road maintenance



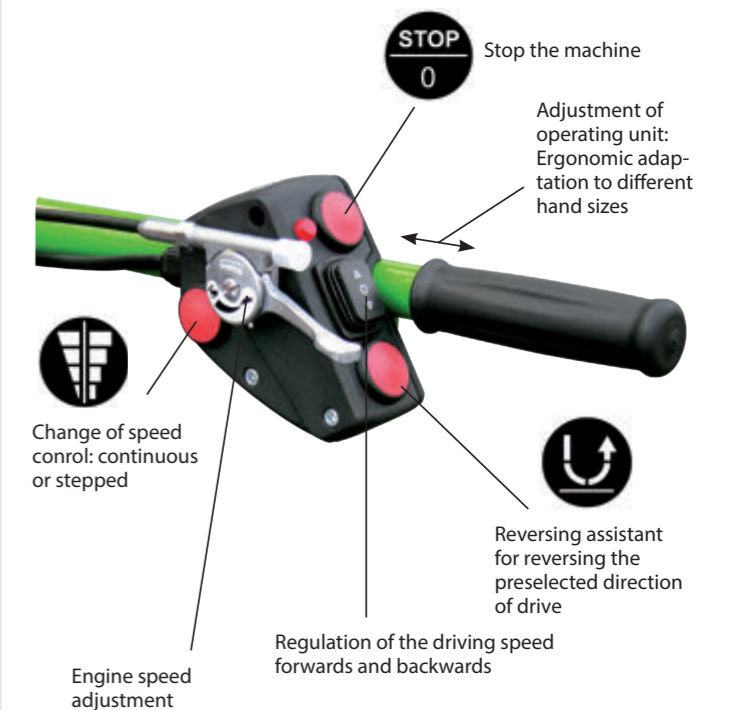
"We have had the Cyclone in our fleet for almost three years now and were initially a little sceptical as to whether we needed all the additional options at all. But over time they have more than paid off!"

This starts with the simple transport with the lifting sling and the really useful lashing eyes. Once you've arrived at the scene, the Cyclone steers itself through the active steering bar and easy-control operating unit very easy and almost self-explanatory. So even colleagues who don't work with it regularly get the hang of it within a short time. Thanks to the portal axle, I can flexibly shift the center of gravity of the machine and thus adapt it perfectly to the respective attachment.

As a road maintenance depot, we often work at very dangerous traffic points, which is why safety is a major issue for us. Thanks to the LED safety lightings, you are clearly recognised even in poor visibility conditions.

Most of all we were impressed by the robustness of the Cyclone. It is in use all year round even under the roughest conditions and always does its job reliably."

### Everything with one hand: Patented easy-control system



### ACCESSORIES

Starting on page 27 you will find a large selection of accessories and attachments for this machine.




**MAKE AN APPOINTMENT NOW!**

# THE POWERFUL WHIRLWIND agria 5900 Taifun



**Video:**  
Watch the **agria 5900** in action



Portal-axle to adjust centre of gravity



Safe loading with lifting sling and eye bolts



Additional oil cooler for use even at high temperatures



Optimised air intake protects the engine from overheating



Attachment coupling by Agria: easy and fast changing of attachments



Handlebar can be easily adjusted laterally

## Models



### agria 5900 Taifun 18

- Briggs & Stratton Vanguard, 2-cylinder 4-stroke petrol engine, 13.4 kW (18.2 HP)
- Stepless hydrostatic drive with single dry plate clutch
- F: 0–7 km/h; B: 0–3.6 km/h
- Weight: approx. 191 kg
- Art.No. 5900 241



### agria 5900 Taifun 23

- Yamaha EH72, 2-cylinder 4-stroke engine, 17.2 kW (23.4 HP)
- Stepless hydrostatic drive with single dry plate clutch
- F: 0–6 km/h; B: 0–4 km/h
- Weight: approx. 212 kg
- Art.No. 5900 257

## ACCESSORIES

**Starting on page 27**, you will find a large selection of accessories and attachments for this machine. Do you need advice?



Find a competent dealer near you at [www.agria.de](http://www.agria.de) – quickly and easily.



## IMPLEMENT CARRIER agria 5900 Taifun Basic unit

### Benefits at a glance:


- Intuitive steering with minimum effort due to the active steering bar
- Speed control via "Cockscomb" for optimal operating comfort
- Stepless hydrostatic drive for ideal adjustment of operation speed
- Robust and low-maintenance construction for continuous operation under hardest conditions
- Safe storage of the machine with central locking brake
- With operation hour counter as standard
- Easy moving of machine also possible without running engine by disconnecting the wheels
- Attachment coupling by Agria: Change attachments easy and fast
- Fast working with professional attachments due to powerful motorisations



agria 5900 256

### Everything under control: Cockscomb control unit

Sensitive and intuitive control with two fingers



Adjustment of engine speed

Stepless adjustment of speed forwards and backwards



**MAKE AN APPOINTMENT NOW!**



agria 5900 Taifun with flail mulcher

POWERFUL ENTRY MODEL  
**agria 5900 Bison**



Video: Watch the agria 5900 with stone burier



IMPLEMENT CARRIER  
**agria 5900 Bison**  
Basic unit

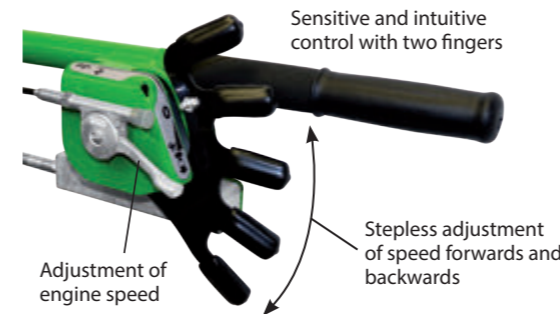
Benefits at a glance:

- Intuitive steering with minimum effort due to the active steering bar
- Speed control via "Cockscomb" for optimal operating comfort
- Stepless hydrostatic drive for ideal adjustment of operation speed
- Robust and low-maintenance construction for continuous operation under hardest conditions
- Safe storing of the machine with central locking brake
- With operation hour counter as standard
- Easy moving of machine also possible without running engine by disconnecting the wheels
- Attachment coupling by Agria for positive fitting and tie between basic equipment and attachment



agria 5900 441

Everything under control:  
Cockscomb control unit



Sensitive and intuitive control with two fingers

Adjustment of engine speed

Stepless adjustment of speed forwards and backwards




Active steering for intuitive handling



Attachment coupling by Agria: Change attachments easy and fast




Safe storing of the machine with central locking brake



Portal-axle to adjust centre of gravity



Stand support makes storing the machine easier



Handlebar can be easily adjusted laterally

Models



**agria 5900 Bison E-Start**

- Kohler Command PRO CH440, 1-cylinder 4-stroke engine, 10.1 kW (14 HP)
- Stepless hydrostatic drive with single dry plate clutch
- F: 0–7 km/h; B: 0–3,6 km/h
- Weight: approx. 177 kg
- Art.No. 5900 441



**agria 5900 Bison Diesel E-Start**

- Yanmar L100V, 1-cylinder-4-stroke Diesel engine, 6.6 kW (9 HP)
- Stepless hydrostatic drive with single dry plate clutch
- F: 0–7 km/h; B: 0–3,6 km/h
- Weight: approx. 199 kg
- Art.No. 5900 152

ACCESSORIES

Starting on page 27 you will find a large selection of accessories and attachments for this machine. Do you need advice?



Find a competent dealer near you at [www.agria.de](http://www.agria.de) – quickly and easily.



agria 5900 Bison with surface conditioner



**MAKE AN APPOINTMENT NOW!**

We think you should be able to evaluate your new agria before you buy it.

Test the machine on your area and see the performance and quality for yourself. Arrange **your desired appointment** for a **personal demonstration**.

# IMPLEMENT CARRIER

## agria 5900

### Highlights attachments

The implement carriers of the series agria 5900 offer you a large selection of attachments. Here you will find the latest innovations as well as classics and must-haves.



### PORTAL MOWING ATTACHMENT

To support biodiversity, using cutter bars has gained an enormous relevance again. In contrast to the suction effect of a mulcher, the actual cutting of the grass is the only point of contact with insects and micro-organisms during the use of a cutter bar. This makes mowing with cutter bars one of the most animal-friendly mowing methods.

The portal mowing attachment is recommended for a comfortable handling and low vibration. It is available up to a working width of 205 cm, so that high area performances can be achieved.



### POWER HARROW

The power harrow crushes larger clods of soil and loosens it without changing the soil layers.

Since the sensitive soil arrangement between plants, living organisms and nutrients is not affected, the power harrow is a soil-protecting tool for seedbed preparation. The desired working depth is set by the roller, which levels and re-compacts the soil, leaving a uniform working result.



### FLAIL MULCHER

The flail mulcher is equipped with specially shaped carbide blades, which cut grass on meadows as well as dense vegetation. You can choose the right size for your area from working widths of 80, 100 and 120 cm. Interesting features such as the wear insert, front wheels or an insect friend upgrade the flail mulcher.

The **wear insert** is exclusively available at Agria and protects the housing against damages by thrown object such as stones and woods.

The **insect friend** chases away small animals sitting on blades of grass, such as bees and ladybirds, so that they can get out of the way.

# IMPLEMENT CARRIER

## agria 5900

### Attachments Soil cultivation and Green space maintenance

#### Stone burier



Working width / weight:  
**70 cm / 128 kg; 80 cm / 156 kg**

The stone burier separates stones and rough plant rests from the fine soil and bury them under. So you get a seed bed free from annoying materials and finely crumbled.

#### Power harrow



Working width / weight:  
**90 cm / 122 kg; 100 cm / 128 kg**

After ploughing with a power harrow, larger soil clods are shredded, soil is loosened and leveled at the same time.

#### Levelling triple rake



Working width / weight:  
**146 cm / 118 kg**

The levelling triple rake distributes, crushes and levels the soil in one step. The three individual rakes are unique on the market and achieve a particularly clean planum.

#### Lawn sowing machine



Working width / weight:  
**90 cm / 29 kg; 100 cm / 30 kg**

While the power harrow shreds and levels the soil, the lawn sowing machine simultaneously sows the seed mixture - all in one working step.

#### Rotary mulcher



Working width / weight:  
**80 cm / 118 kg; 122 cm / 130 kg**

Rotary mulchers are very suitable for light to medium vegetation. The cuttings are mulched, that means they were cut, shredded and evenly laid down.

#### Flail mulcher



Working width / weight:  
**80 cm / 120 kg; 100 cm / 137 kg; 120 cm / 154 kg**

The flail mulchers are equipped with specially shaped carbide blades, which cut grass on meadows as well as dense vegetation.

#### Safety Mulcher



Working width / weight:  
**85 cm / 140 kg; 105 cm / 165 kg; 125 cm / 185 kg**

The patented safety mulching technology almost completely prevents the ejection of stones and other foreign bodies.

#### Double knife cutter bar



Working width / weight:  
**125 cm / 29 kg; 140 cm / 31 kg; 160 cm / 35 kg; 180 cm / 40 kg; 210 cm / 47 kg**

The double knife cutter bar has a very low vibration and is therefore gentle on the body. The upper and lower blades move in opposite directions and produce a smooth running.

### LEVELLING TRIPLE RAKE

The levelling triple rake is ideal for even spreading of topsoil. In one step the oscillating tools grind, level and bulldoze the deployed soil to prepare it for planting.

With a agria implement carrier, the combination is extremely maneuverable and very soil friendly compared to a tractor.

### WEAR INSERT

The wear insert for flail mulchers is made of high-strength, durable plastic. It protects the housing of damages by thrown objects such as stones and woods.

Compared to metallic inserts, the plastic absorbs loud hits of impacting objects and thus enables a much quieter work.

# IMPLEMENT CARRIER agria 5900

Attachments Green space maintenance

## Finger cutter bar



Working width / weight:  
**145 cm / 36 kg**

The classic finger cutter bar is often used in agriculture for a clean cut and the production of very clean animal feed.

## Universal cutter bar



Working width / weight:  
**145 cm / 26 kg**

The universal cutter bar mows even cuttings that have not been cleared away and are rotten. It is very easy to maintain and the right choice for semi-professional use.

## Municipal cutter bar



Working width / weight:  
**145 cm / 41 kg**

The robust municipal cutter bar convinces in professional continuous use. It is very resistant to foreign objects and very easy to maintain.

## Portal mowing attachment



Working width / weight:  
**125 cm / 78 kg; 140 cm / 84 kg  
160 cm / 87 kg; 205 cm / 94 kg**

The portal mowing attachment is characterised by comfortable operation and low vibrations. With high working widths you can achieve a high area performance.

## Belt rake



Working width / weight:  
**160 cm / 180 kg**

After the grass has been cut, it can be turned and swathed with a belt rake. The belt rake can also be used to remove leaves from large areas.

## Baler



Working width / weight:  
**For bales with a diameter of approx. 55 cm; Width: 52 cm / 240 kg**

After cutting, the baler presses the hay, leaves and silage into transportable bales with a diameter of approx. 55 cm.

# IMPLEMENT CARRIER agria 5900

Attachments Grounds care

## Weed brush WK 70



Working width / weight:  
**70 cm (Mixed brush) / 78 kg  
70 cm (Flat steel brush) / 78 kg**

The weed brush WK 70 with its large brush plate removes weeds quickly and effectively. Thanks to the open brush plate, weeds have no chance along edges.

## Weed brush B 100



Working width / weight:  
**100 cm (Mixed brush) / 186 kg  
100 cm (Flat steel brush) / 186 kg**

The weed brush B 100 has two counter-rotating interlocking brush plates and is therefore ideally suited for large-area weed removal.

## Surface conditioner



Working width / weight:  
**90 cm / 135 kg; 100 cm / 142 kg**

The surface conditioner removes weeds from water-bounded surfaces such as paths in parks, hiking trails and lanes in cemeteries as well as sports and playing grounds.

## Snowplough



Working width / weight:  
**125 cm / 48 kg**

The snowplough is used to remove snow from paths and surfaces that can no longer be swept with a sweeper.

## Snow blower



Working width / weight:  
**85 cm / 110 kg**

With a snow blower even higher snow can be removed quickly. The rotatable chimney ejection allows the precise distribution of the cleared snow.


## Spreader



Working width / weight: **75 litres / 67 kg**

Spreading salt, sand or chippings is an important addition to snow clearing. The centrifugal spreader distributes the grits very evenly.

## Sweeper



Working width / weight:  
**120 cm / 77 kg**

Sweeping with rotating brush rollers enables large areas to be cleaned quickly and thoroughly of dirt, leaves and snow.

## Functional options for your agria:

We want you to be able to work ideally with our machines, that's why our basic units and attachments are expandable with many useful options, such as dual tyres, headlights, protective covers, front guide wheels, additional weights and much more.

Let us advise you to find the perfect combination for your requirements.

## Always the right tyres at hand:



agria 5900 Bison  
with surface conditioner

## MAINTENANCE OF PATHS

The surface conditioner is especially designed to remove uncontrolled growth from water-bound surfaces, as for example paths in parks, hiking trails and lanes in cemeteries as well as sports and play grounds and dirt tracks.

The rotating operation tools loosen up the compressed surface, remove undesired crops and improve the water permeability of the surface.

## CONSULTING

Individual and sound advice is provided by **agria's dealer network**.



AFFORDABLE & VERSATILE  
**agria 5500**




IMPLEMENT CARRIER  
**agria 5500**  
Basic unit

Benefits at a glance:

- Low vibration working due to patented anti-vibration two-axle bar bearing
- Everything under control: Reverse with a handlebar lever
- Easy steering due to single-wheel steering brakes in very robust quality
- Safe storing of the machine with central locking brake
- Choose the right working speed for different attachments due to optimised gear gradation
- Agria mounting flange: All attachments for **agria 3400** and **agria 5900** can also be used with **agria 5500**



agria 5500 355



Attachment coupling by Agria: easy and fast changing of attachments



Patented anti-vibration two-axle bar bearing



Shift gears and driving direction directly on the handle bar



Easy loading and fixing with loading bracket



Robust steering brake clutch for easy steering

Model



agria 5500

- Briggs & Stratton Vanguard, 1-cylinder-4-stroke petrol engine, 7.5 kW (10.2 HP)
- 4-shift reverse gear
- F/B: 1,0; 1,9; 3,3 and 7,1 km/h
- Weight: approx. 131 kg
- Art.No. 5500 355

LOW VIBRATION WORKING

The patented anti-vibration two-axle bar bearing with four dampers minimises vibration. Because you have less strain on the body, the operating comfort increases significantly.

This is an enormous relief, especially when working for a long time.



ACCESSORIES

Starting on page 32, you will find a large selection of accessories and attachments for this machine.

Would you like individual advice??



Find a competent dealer near you at [www.agria.de](http://www.agria.de) – quickly and easily.



MAKE AN APPOINTMENT. NOW!

Test the machine on your area. Arrange **your desired appointment** for a **personal demonstration**.



# IMPLEMENT CARRIER

## agria 5500

Attachments Soil cultivation and Green space maintenance

### Power harrow



Working width / weight:  
75 cm / 117 kg; 90 cm / 122 kg  
100 cm / 128.5 kg

After ploughing with a power harrow, larger soil clods are shredded, soil is loosened and leveled at the same time.

### Lawn sowing machine



Working width / weight:  
90 cm / 29 kg; 100 cm / 30 kg

While the power harrow shreds and levels the soil, the lawn sowing machine simultaneously sows the seed mixture - all in one working step.

### EVERYTHING WITH ONE STEP

With the combination of power harrow and lawn sowing machine you can carry out soil preparation and sowing very effectively in just one step. You need only a few hand movements to mount the lawn sowing machine to the power harrow. Depending on your requirements, for example for sowing lawn or to manure, the output quantity can be adjusted via the metering disc.

### Rotary mulcher



Working width / weight:  
80 cm / 118 kg

Rotary mulchers are very suitable for light to medium vegetation. The cuttings are mulched, that means they were cut, shredded and evenly laid down.

### Double knife cutter bar



Working width / weight:  
125 cm / 29 kg; 140 cm / 31 kg  
160 cm / 35 kg; 180 cm / 40 kg  
210 cm / 47 kg

The double knife cutter bar has a very low vibration and is therefore gentle on the body. The upper and lower blades move in opposite directions and produce a smooth running.

### Finger cutter bar



Working width / weight:  
130 cm / 32 kg; 145 cm / 36 kg  
160 cm / 32 kg

The classic finger cutter bar is often used in agriculture for a clean cut and the production of very clean animal feed.

### Universal cutter bar



Working width / weight:  
125 cm / 22 kg; 145 cm / 26 kg

The universal cutter bar mows even cuttings that have not been cleared away and are rotten. It is very easy to maintain and the right choice for semi-professional use.

### Kommunalmähbalken



Working width / weight:  
125 cm / 28 kg; 145 cm / 34 kg

The robust municipal cutter bar convinces in professional continuous use. It is very resistant to foreign objects and very easy to maintain.

### MULCHING VS. MOWING

When mulching, the material is cut several times and thus shredded into many small pieces. The cuttings do not have to be cleared away afterwards and at the same time they serve as natural fertiliser.

When mowing, the grass is cut only once and is laid down in its full length. On the one hand, this is an environmentally friendly cutting technique, as the contact of the blades with insects and micro-organisms is minimised.

On the other hand, the grass can then be used for example to produce animal feed.

### Portal mowing attachment



Working width / weight:  
125 cm / 78 kg; 140 cm / 84 kg  
160 cm / 87 kg; 205 cm / 94 kg

The portal mowing attachment is characterised by comfortable operation and low vibrations. With high working widths you can achieve a high area performance.

### Belt rake



Working width / weight:  
160 cm / 180 kg

After the grass has been cut, it can be turned and swathed with a belt rake. The belt rake can also be used to remove leaves from large areas.

# IMPLEMENT CARRIER

## agria 5500

Attachments Grounds care

### Weed brush WK 70



Working width / weight:  
70 cm (Mixed brush) / 78 kg  
70 cm (Flat steel brush) / 78 kg

The weed brush WK 70 with its large brush plate removes weeds quickly and effectively. Thanks to the open brush plate, weeds have no chance along edges.

### Surface conditioner



Working width / weight:  
90 cm / 135 kg; 100 cm / 142 kg

The surface conditioner removes weeds from water-bounded surfaces such as paths in parks, hiking trails and lanes in cemeteries as well as sports and playing grounds.

### Snowplough



Blade width / weight:  
125 cm / 48 kg

The snowplough is used to remove snow from paths and surfaces that can no longer be swept with a sweeper.


### Spreader



Capacity / weight:  
75 litres / 67 kg

Spreading salt, sand or chippings is an important addition to snow clearing. The centrifugal spreader distributes the grits very evenly.

### Sweeper



Working width / weight:  
120 cm / 77 kg

Sweeping with rotating brush rollers enables large areas to be cleaned quickly and thoroughly of dirt, leaves and snow.

### Combined sweeper



Working width / weight:  
100 cm (rough) / 57 kg  
100 cm (fine) / 57 kg

Combined sweepers have their special feature in the combinability with additional attachments such as a gully brush or a refuse collector bin.

### Functional options for your agria:

We want you to be able to work ideally with our machines, that's why our basic units and attachments are expandable with many useful options, such as additional weights, cutter skids, replacement brushes and much more. Let us advise you to find the perfect combination for your requirements.

### Always the right tyres at hand:





## TWO-WHEEL TRACTORS

No matter whether for hoeing, mowing, sweeping or as a transport vehicle - no range of products has earned the name "multi-talent" as much as the agria two-wheel tractors. The handlebar is rotatable by 180°. This results in an almost limitless range of attachments, which makes a two-wheel tractor an indispensable partner in your daily work.

**agria 3400** Page 36  
**agria 3600** Page 44

### Benefits at a glance:

- Perform various jobs with just one basic unit
- Durable and robust, so that you can enjoy it for a long time to come
- Flexible to use due to quick change of implements
- The right model for every requirement



agria 3400

agria 3600

# THE INDESTRUCTIBLE CLASSIC agria 3400




agria 3400  
with stone burier U80



Handlebar turnable  
by 180°



Handlebar can be  
easily laterally  
adjusted



Attachment coupling  
by Agria: Change  
attachments easy  
and fast



Stand support makes  
changing attachments  
and storing the  
machine easier



Robust steering  
brake clutch for easy  
steering



Additional fixture for  
towed attachments,  
e.g. ploughs

## TWO-WHEEL TRACTOR agria 3400

### Basic unit

#### Benefits at a glance:

- Perform various jobs due to turnable handle bar
- Comprehensive equipment options designed to meet requirements
- Lockable differential axle makes the machine controllable and easily reversible
- PTO shaft speed independent of gear allows gradual adaptation to working conditions
- Attachment coupling by Agria: Change attachments easy and fast
- KL-models: Single wheel steering brake clutches for sensitive cornering without speed increasing

### THE CLASSIC

Durability, reliability and good work – these are the attributes that the **agria 3400** has united for 40 years.

Thanks to continuous development and improvement, it is always state-of-the-art and has developed into a true classic.



agria 3400 822



**MAKE AN  
APPOINTMENT.  
NOW!**

Test the machine on your area.  
Arrange **your desired appointment**  
for a **personal demonstration. Now!**

### Models

#### agria 3400 with differential

Due to stable straight running on very uneven surfaces, this machine enables track-following work.

#### agria 3400

- Kohler Command PRO CH395, 1-cylinder-4-stroke **petrol engine**, 7.1 kW (9.7 PS)
- 4-stroke reverse gear in differential version with lock
- F/B: 1.0; 1.9; 3.25 and 7.1 km/h
- Weight: approx. 106 kg
- **Art.No. 3400 822**

#### agria 3400 D E-Start

- Yanmar L100V 1-cylinder-4-stroke **diesel engine**, 6.8 kW (9.2 HP)
- 4-stroke reverse gear in differential version with lock
- F/B: 1.0; 1.9; 3.25 and 7.1 km/h
- Weight: approx. 147 kg
- **Art.No. 3400 415**

#### agria 3400 with KL-steering

The KL version is particularly smooth-running and significantly increases operating comfort.

#### agria 3400 KL

- Kohler Command PRO CH395, 1-cylinder-4-stroke **petrol engine**, 7.1 kW (9.7 PS)
- 4-shift reverse gear
- F/B: 1.0; 1.9; 3.25 and 7.1 km/h
- Weight: approx. 133 kg
- **Art.No. 3400 837**

#### agria 3400 KL D E-Start

- Yanmar L100V 1-cylinder-4-stroke **diesel engine**, 6.8 kW (9.2 HP)
- 4-shift reverse gear
- F/B: 1.0; 1.9; 3.25 and 7.1 km/h
- Weight: approx. 175 kg
- **Art.No. 3400 435**

#### agria 3400 with fast speed gear

The two-wheel tractors with fast speed drive are ideal for swift transport journeys with a trailer.

#### agria 3400 Fast speed

- Briggs & Stratton Vanguard, 1-cylinder-4-stroke **petrol engine**, 7.5 kW (10.2 HP)
- 4-stroke reverse gear in differential version with lock
- F/B: 1.0; 1.9; 3.25 and 16.9 km/h
- Weight: approx. 104 kg
- **Art.No. 3400 823**

#### agria 3400 D E-Start Fast speed

- Yanmar L100V, 1-cylinder-4-stroke **diesel engine**, 6.8 kW (9.2 HP)
- 4-stroke reverse gear in differential version with lock
- F/B: 1.0; 1.9; 3.25 and 16.9 km/h
- Weight: approx. 147 kg
- **Art.No. 3400 416**



agria 3400 435

Warranty on  
the breakage of  
original  
**agria**  
hoeing knives

### ACCESSORIES

Starting on page 40, you will find a large selection of accessories and attachments for this machine.

Would you like  
individual advice??



Find a competent  
dealer near you at  
**www.agria.de**  
– quickly and easily.

## TWO-WHEEL TRACTOR agria 3400

### Highlights attachments

The two-wheel tractors of the series agria 3400 offer you a large selection of attachments. Here you will find the latest innovations as well as classics and must-haves.



### HOEING AND TILLING ATTACHMENT

The combination of two-wheel tractor with hoeing and tilling attachment makes a very good match. With the robust and specially shaped hoeing tools, you always get a uniform working result in soil or seedbed tillage.

The offset arrangement of the blades allows a smooth operation even on heavily compressed or uneven soils. That's why this team has been one of the absolute must-haves in gardening and landscaping for decades.



### WEED BRUSH WK 70

The advantages of mechanical weed removal are obvious: in addition to the visible results immediately after application, harmful herbicides can also be dispensed with - in the interests of the environment.

The weed brush WK 70 removes weeds quickly and effectively with its wide brush. With a variety of brushes and many adjustment possibilities you get a clean working result on all surfaces.



### STONE BURIER

The stone burier is a special construction in which the rotavator shaft rotates reversely to the rotating direction of the tractor wheels. The soil cut out by the rotavator blades is thrown against metal railings whereby stones and rough plant rests are separated from the fine soil and subsequently is covered by the soil.

You get a finely crumbled seed bed free of stones and other unwanted materials.



agria 3400  
with weed brush WK 70



agria 3400  
with levelling tripple rake



agria 3400  
with brush B100

### ACCESSORIES

On the next page you will find a wide range of accessories and selection of accessories and attachments. Do you need advice?

# TWO-WHEEL TRACTOR agria 3400

## Attachments Soil cultivation

### Hoing and tilling attachment



**Working width / weight:**  
**70 cm (rough) / 31 kg; 70 cm fein / 30 kg**  
**80 cm (rough) / 31 kg; 80 cm fein / 33,5 kg**  
 The hoeing and tilling attachment can be used to prepare a finished seed bed or planting bed in a single operation. It can also bring organic material (for example for manure) into the soil.

### Stone burier



**Working width / weight:**  
**70 cm / 128 kg**  
 The stone burier separates stones and rough plant rests from the fine soil and bury them under. So you get a seed bed free from annoying materials and finely crumbled.

### Power harrow



**Working width / weight:**  
**75 cm / 117 kg; 90 cm / 122 kg**  
**100 cm / 128 kg**  
 After ploughing with a power harrow, larger soil clods are shredded, soil is loosened and leveled at the same time.

### Lawn sowing machine



**Working width / weight:**  
**90 cm / 29 kg; 100 cm / 30 kg**  
 While the power harrow shreds and levels the soil, the lawn sowing machine simultaneously sows the seed mixture – all in one working step.

### Levelling triple rake



**Working width / weight:**  
**146 cm / 118 kg**  
 The levelling triple rake distributes, crushes and levels the soil in one step. The three individual rakes are unique on the market and achieve a particularly clean planum.

## CREATING IDEAL CONDITIONS FOR GROWTH

There are just a few things that are more annoying than to see hard placed plants wither. Besides the costs for a new sowing, the work done in vain often hurts much more.

In order to form the basis for successful growth, the right soil cultivation is essential.

### Ridger



**Row width / weight:**  
**43–66 cm / 18 kg**  
 The ridger is used in vegetable and potato cultivation. The dams produced reduce the risk of rot and stimulate plant growth.

### Single plough



**Weight:**  
**11 kg**  
 In preparation for the seed bed, the single plough loosens the soil and aerates it ideally. In addition, organic material can be uniformly brought into the soil.

### Quarter turn plough



**Weight:**  
**medium duty type: 21 kg**  
**heavy duty type: 31 kg**  
 The quarter turn plough is a special design in which the plough blade can be turned when changing lanes. In this way the soil is always ploughed in the same direction.

### Potato digging plough



**Working width / weight:**  
**38 cm / 11 kg**  
 The potato digging plough lifts the potatoes with the surrounding soil. The sieve separates the soil from the potatoes and place the potatoes next to the plough on the surface.

### Spring tine cultivator



**Working width / weight:**  
**30–70 cm / 18 kg**  
 The spring tine cultivator is often used in row crops. It breaks up the topsoil, removes weeds and improves the supply of water and nutrients.

# TWO-WHEEL TRACTOR agria 3400

## Attachments Green space maintenance and Grounds care

### Rotary mulcher



**Working width / weight:**  
**80 cm / 118 kg**  
 Rotary mulchers are very suitable for light to medium vegetation. The cuttings are mulched, that means they were cut, shredded and evenly laid down.

## NOT ALL MOWERS ARE ALIKE

Mowing is a science apart and you should equip your **agria 3400** with the appropriate attachment depending on your task.

Our mowers and mulchers leave nothing to be desired, whether for visible areas in parks, bushes along roads or for the production of animal feed.

### Double knife cutter bar



**Working width / weight:**  
**125 cm / 29 kg; 140 cm / 31 kg**  
**160 cm / 35 kg; 180 cm / 40 kg**  
**210 cm / 47 kg**  
 The double knife cutter bar has a very low vibration and is therefore gentle on the body. The upper and lower blades move in opposite directions and produce a smooth running.

### Portal mowing attachment



**Working width / weight:**  
**125 cm / 78 kg; 140 cm / 84 kg**  
**160 cm / 87 kg; 205 cm / 94 kg**  
 The portal mowing attachment is characterised by comfortable operation and low vibrations. With high working widths you can achieve a high area performance.

### Belt rake



**Working width / weight:**  
**160 cm / 180 kg**  
 After the grass has been cut, it can be turned and swathed with a belt rake. The belt rake can also be used to remove leaves from large areas.  
**Only for KL-versions**

### Weed brush WK 70




**Working width / weight:**  
**70 cm (Mixed brush) / 78 kg**  
**70 cm (Flat steel brush) / 78 kg**  
 The weed brush WK 70 with its large brush plate removes weeds quickly and effectively. Thanks to the open brush plate, weeds have no chance along edges.

### Weed brush B 100



**Working width / weight:**  
**100 cm (Mixed brush) / 186 kg**  
**100 cm (Flat steel brush) / 186 kg**  
 The weed brush B 100 has two counter-rotating interlocking brush plates and is therefore ideally suited for large-area weed removal.

### Surface conditioner



**Working width / weight:**  
**90 cm / 135 kg; 100 cm / 142 kg**  
 The surface conditioner removes weeds from water-bounded surfaces such as paths in parks, hiking trails and lanes in cemeteries as well as sports and playing grounds.



**MAKE AN APPOINTMENT. NOW!**

Test the machine on your area. Arrange **your desired appointment** for a **personal demonstration**.

**CONSULTING**

Individual and sound advice is provided by **agria's dealer network**.



Find a competent dealer near you at [www.agria.de](http://www.agria.de) – quickly and easily.

# TWO-WHEEL TRACTOR

## agria 3400

### Attachments Grounds care

#### Snowplough



**Blade width / weight:**  
125 cm / 48 kg

The snowplough is used to remove snow from paths and surfaces that can no longer be swept with a sweeper.

#### Snow blower



**Working width / weight:**  
85 cm / 110 kg

With a snow blower even higher snow can be removed quickly. The rotatable chimney ejection allows the precise distribution of the cleared snow.


#### Spreader



**Capacity / weight:**  
75 litres / 67 kg

Spreading salt, sand or chippings is an important addition to snow clearing. The centrifugal spreader distributes the grits very evenly.

#### Sweeper



**Working width / weight:**  
120 cm / 77 kg

Sweeping with rotating brush rollers enables large areas to be cleaned quickly and thoroughly of dirt, leaves and snow.

#### Combined sweeper



**Working width / weight:**  
100 cm (rough) / 57 kg  
100 cm (fine) / 57 kg

Combined sweepers have their special feature in the combinability with additional attachments such as a gully brush or a refuse collector bin.

#### Two-wheel trailer



**Dimensions / maximum permissible total weight:**  
180 x 100 x 30 cm / 650 kg

Attached to a two-wheel tractor, the trailer can be used to transport materials. To shorten the travel time, a basic unit with fast-speed gear is recommended.

#### Functional options for your agria:

We want you to be able to work ideally with our machines, that's why our basic units and attachments are expandable with many useful options, such as wear inserts, additional weights, skids, replacement brushes and much more.

Let us advise you to find the perfect combination for your requirements.

#### Always the right tyres at hand:



5.00-10  
Traction tyres



5.00-12  
Traction tyres



23 x 8.50-12  
Traction tyres



21 x 11.00-8  
Terra tyres



10" Vario  
Steel cage wheels



agria 3400  
with hoeing and tiling attachment

COMPACT & MANOEUVRABLE  
**agria 3600**



TWO-WHEEL TRACTOR  
**agria 3600**  
Basic unit



**Benefits at a glance:**


- Good manoeuvrability even in very cramped spaces, due to compact and lightweight design
- Quick change of attachments without tools
- PTO switches off in reverse gear and reduces accident risk
- Can be used all year long and for many purposes
- Comfortable steering and turning of the machine due to single-wheel steering (only with 3+2)



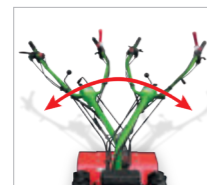
agria 3600 325



Durable and robust engine



Handlebar turnable by 180°



Handlebar can be easily laterally adjusted



Pipe mounting flange: easy and fast changing of attachments



Easy steering with steering levers on the handle bar

**Models**



**agria 3600 (2+2)**

- Honda GX160, 1-cylinder-4-stroke petrol engine, 4.1 kW (5.6 HP)
- Pinion shift gearbox 4-shifts, 2F / 2B
- F: 1.3 and 2.4 km/h; B: 2.1 and 3.9 km/h
- Weight: approx. 51.5 kg

Art.No. 3600 075



**agria 3600 (3+2)**

- Honda GX160, 1-cylinder-4-stroke petrol engine, 4.1 kW (5.6 HP)
- Pinion shift gearbox 5-shifts, 3F / 2B
- F: 1.3; 2.4 and 7.0 km/h; B: 2.1 and 3.9 km/h
- Single wheel steering
- Weight: approx. 62.5 kg

Art.No. 3600 325

**ROTAVATOR ATTACHMENT IS A MUST-HAVE**

Why is the rotavator attachment number 1 for two-wheeled tractors? The rotavator can effectively be used on small tracts for soil cultivation and also for preparation of seed beds. Additionally this attachment is eminently suitable when dealing with weed control in between linear planting.

**ACCESSORIES**

Starting on page 46, you will find a large selection of accessories and attachments for this machine.

**Would you like individual advice??**



Find a competent dealer near you at [www.agria.de](http://www.agria.de) – quickly and easily.



agria 3600 with cutter bar



**MAKE AN APPOINTMENT NOW!**

We think you should be able to evaluate your new agria before you buy it.

Test the machine on your area and see the performance and quality for yourself. Arrange **your desired appointment** for a **personal demonstration**.



agria 3600 with hoeing and tilling attachment

# TWO-WHEEL TRACTOR agria 3600

Attachments Soil cultivation and Green space maintenance

# TWO-WHEEL TRACTOR agria 3600

Attachments Grounds care

## Hoing and tilling attachment



Working width / weight:  
40, 50 und 60 cm / 27 kg

The hoing and tilling attachment can be used to prepare a finished seed bed or planting bed in a single operation. It can also bring organic material (for example for manure) into the soil.

## Quarter turn plough



Weight:  
17 kg

The quarter turn plough is a special design in which the plough blade can be turned when changing lanes. In this way the soil is always ploughed in the same direction.

## Ridger



Working width / weight:  
36 cm / 3,4 kg

The ridger is used in vegetable and potato cultivation. The dams produced reduce the risk of rot and stimulate plant growth.

## Snowplough



Blade width / weight:  
100 cm / 21.8 kg

The snowplough is used to remove snow from paths and surfaces that can no longer be swept with a sweeper.

## Snow blower



Working width / weight:  
60 cm / 50 kg

With a snow blower even higher snow can be removed quickly. The rotatable chimney ejection allows the precise distribution of the cleared snow.


## Spreader



Capacity / weight:  
75 litres / 67 kg

Spreading salt, sand or chippings is an important addition to snow clearing. The centrifugal spreader distributes the grits very evenly.

## Rotary mulcher



Working width / weight:  
65 cm / 60 kg

Rotary mulchers are very suitable for light to medium vegetation. The cuttings are mulched, that means they were cut, shredded and evenly laid down.

## Universal cutter bar



Working width / weight:  
117 cm / 16 kg

The universal cutter bar mows even cuttings that have not been cleared away and are rotten. It is very easy to maintain and the right choice for semi-professional use.


## Municipal cutter bar



Working width / weight:  
117 cm / 17 kg

The robust municipal cutter bar convinces in professional continuous use. It is very resistant to foreign objects and very easy to maintain.

## Sweeper



Working width / weight:  
80 cm (rough) / 47 kg; 80 cm (fine) / 48 kg  
100 cm (rough) / 53 kg; 100 cm (fine) / 54 kg

Sweeping with rotating brush rollers enables large areas to be cleaned quickly and thoroughly of dirt, leaves and snow.

## MOSS BRUSHES FOR WEED REMOVAL

The moss brushes are made of a very stiff and abrasion-resistant polyamide. This results a very high lifetime of the brushes and low moisture absorption. The 3mm thick bristles free pavement surfaces from disturbing moss and weeds.

In a few minutes the brushes can be exchanged for others.

## Combined sweeper



Working width / weight:  
100 cm (rough) / 57 kg  
100 cm (fine) / 57 kg

Combined sweepers have their special feature in the combinability with additional attachments such as a gully brush or a refuse collector bin.

## Finger cutter bar



Working width / weight:  
125 cm / 32,5 kg

The classic finger cutter bar is often used in agriculture for a clean cut and the production of very clean animal feed.

## Belt rake



Working width / weight:  
120 cm / 85 kg

After the grass has been cut, it can be turned and swathed with a belt rake. The belt rake can also be used to remove leaves from large areas.

## MULCHING VS. MOWING

When mulching, the material is cut several times and thus shredded into many small pieces. The cuttings do not have to be cleared away afterwards and at the same time they serve as natural fertiliser.

When mowing, the grass is cut at only one place and laid down in its full length. On the one hand, this is an environmentally friendly cutting technique, as the contact of the blades with insects and micro-organisms is minimised. On the other hand, the grass can then be used for example to produce animal feed.



agria 3600  
with hoeing and tilling attachment



agria 3600  
with rotary mulcher

## USE IT ALL YEAR LONG

Prepare the ground for the new season in spring, mow the meadow in summer, sweep the leaves in autumn and do winter service in the cold season - with our two-wheel tractors you are well equipped all year round.

## Functional options for your agria:

We want you to be able to work ideally with our machines, that's why our basic units and attachments are expandable with many useful options, such as additional weights, splash guards, gully brush and much more.

Let us advise you to find the perfect combination for your requirements.

## Always the right tyres at hand:







**MOWERS**

Everyone knows the smell of freshly cut grass. So that everyone can enjoy this natural smell, we have the right cutting system for everyone. Choose the right machine for you between cutter bars, flail mower or rotary mowers depending on your situation and needs.

<b>agria 5300</b>	Page 50
<b>agria 3600 BM</b>	Page 52
<b>agria 8000</b>	Page 56

**Benefits at a glance:**

- For meadows, light undergrowth or to produce animal feed
- Safe mowing even on steep slopes
- Tighten once and get started immediately
- Easy to transport from A to B



agria 5300

agria 3600 BM  
Unihamster



agria 8000

One **agria**. Many possibilities!

# MOWING FOR EVERYBODY agria 5300



**MAKE AN APPOINTMENT. NOW!**

We think you should be able to evaluate your new agria before you buy it.

Test the machine on your area and see the performance and quality for yourself. Arrange **your desired appointment for a personal demonstration.**



Safe gear change by one-hand operation



Easy maneuvering by free-wheeled drive wheels



Handle bar laterally adjustable without tools



Durable and robust engine

## Model

### agria 5300

- Honda GX200, 1-cylinder-4-stroke petrol engine, 4.8 kW (6.5 HP)
  - Worm gearing with V-belt coupling
  - F: 3.0 km/h B: 2.3 km/h
  - Weight: approx. 70 kg
- Art.No. 5300 535



## ACCESSORIES

Starting on next page you will find a large selection of accessories and attachments for this machine. Do you need advice?



Find a competent dealer near you at [www.agria.de](http://www.agria.de) – quickly and easily.



agria 5300 with cutter bar

# MOWER agria 5300 Basic unit

## Benefits at a glance:

- Vibration-cushioned handle bar beared on four dampers
- Hold the hands always on the handlebar: Shift gears and driving direction directly on the handle bar
- Safe working on steep slopes
- Safe when driving downhill due to self-locking gear
- Low-maintenance, durable and easy to start engine



agria 5300 535

## CUTTER BARS FOR ALL REQUIREMENTS

In the professional landscape maintenance the robust municipal cutter bar is recommended. The universal cutter bar is very easy to maintain and is the right choice for the semi-professional usage.

## Always the right tyres at hand:



3.50 - 6  
Traction tyres



5.5"  
Steel cage wheels

## Attachments

### Universal cutter bar



Working width / weight:  
**105 cm / 15 kg; 122 cm / 20 kg**

The universal cutter bar mows even cuttings that have not been cleared away and are rotten. It is very easy to maintain and the right choice for semi-professional use.

### Municipal cutter bar



Working width / weight:  
**105 cm / 16 kg**

The robust municipal cutter bar convinces in professional continuous use. It is very resistant to foreign objects and very easy to maintain.

### Snowplough



Blade width / weight:  
**100 cm / 21 kg**

The snowplough is used to remove snow from paths and surfaces that can no longer be swept with a sweeper.

## Functional options for your agria:

We want you to be able to work ideally with our equipment, that is why our basic units and attachments are expandable with many useful options, such as for example wear strips. You can find a suitable dealer near you at [www.agria.de](http://www.agria.de).

# MOWING FOR EVERYBODY

## agria 3600 BM



agria 3600 BM with rotary mulcher

## MOWER

# agria 3600 BM

### Basic unit



#### Benefits at a glance:

- Purposive design ensures excellent flow of grass and reduced congestion
- 2 or 3 forward and backward gears allow operation speed always adjusted to the application
- Safe working on steep slopes up to 45° (100%)
- Low-wear and quiet oil bath cutter bar mower drive with no-play, readjustable blade drive
- Robust and easy starting engine
- Wide range of cutter bars available
- Use as a year-round machine due to Sweeper and snow blade



agria 3600 975



Low-wear and quiet oil bath cutter bar mower drive



Height adjustment of handle bar without tools



Simple gear change



Durable and robust engine

### Models



#### agria 3600 BM Unihamster comfort

- Honda GX200, 1-cylinder-4-stroke petrol engine, 4.8 kW (6.5 HP)
- 3-shift reverse gear
- F: 1.7; 2.8 and 3.9 km/h; B: 1.3; 2.1 and 3.0 km/h
- Weight: approx. 55 kg
- Art.No. 3600 945



#### agria 3600 BM Unihamster premium

- Honda GX200, 1-cylinder-4-stroke petrol engine, 4.8 kW (6.5 HP)
- 3-shift reverse gear
- Operation and Locking brake
- F: 1.7; 2.8 and 3.9 km/h; B: 1.3; 2.1 and 3.0 km/h
- Weight: approx. 57 kg
- Art.No. 3600 975

### PURPOSEFUL DESIGN

High grass often causes problems with grass flow and results in blockages.

To prevent this, the specially adapted design of the **agria 3600 BM** transports the cuttings past the machine and deposits them evenly.

### ACCESSORIES

**Starting on next page** you will find a large selection of accessories and attachments for this machine. Do you need advice?



Find a competent dealer near you at [www.agria.de](http://www.agria.de) – quickly and easily.



agria 3600 BM with snowplough

### MOWING SLOPES WITH THE AGRIA 3600 BM

Steep slopes are very difficult to mow. The **agria 3600 BM** Unihamster is designed for these surroundings and works there easily. Dual tyres or steel cage wheels ensure a secure hold.

The 4-stroke petrol engine with 6,5 HP provides a powerful drive.




agria 3600 BM i with cutter bar

# MOWER

## agria 3600 BM

### Basic unit

#### Rotary mulcher



Working width / weight:  
65 cm / 60 kg

Rotary mulchers are very suitable for light to medium vegetation. The cuttings are mulched, that means they were cut, shredded and evenly laid down.

#### Universal cutter bar



Working width / weight:  
117 cm / 16 kg

The universal cutter bar mows even cuttings that have not been cleared away and are rotten. It is very easy to maintain and the right choice for semi-professional use.

#### Municipal cutter bar



Working width / weight:  
117 cm / 17 kg

The robust municipal cutter bar convinces in professional continuous use. It is very resistant to foreign objects and very easy to maintain.

#### Finger cutter bar



Working width / weight:  
125 cm / 32,5 kg

The classic finger cutter bar is often used in agriculture for a clean cut and the production of very clean animal feed.

#### Belt rake



Working width / weight:  
120 cm / 85 kg

After the grass has been cut, it can be turned and swathed with a belt rake. The belt rake can also be used to remove leaves from large areas.

### MULCHING VS. MOWING

When mulching, the material is cut several times and thus shredded into many small pieces. The cuttings do not have to be cleared away afterwards and at the same time they serve as natural fertiliser.

When mowing, the grass is cut at only one place and laid down in its full length. On the one hand, this is an environmentally friendly cutting technique, as the contact of the blades with insects and micro-organisms is minimised. On the other hand, the grass can then be used for example to produce animal feed.

#### Snowplough



Blade width / weight:  
100 cm / 21,8 kg

The snowplough is used to remove snow from paths and surfaces that can no longer be swept with a sweeper.

#### Snow blower



Working width / weight:  
60 cm / 50 kg

With a snow blower even higher snow can be removed quickly. The rotatable chimney ejection allows the precise distribution of the cleared snow.


#### Spreader



Working width / weight:  
75 litres / 67 kg

Spreading salt, sand or chippings is an important addition to snow clearing. The centrifugal spreader distributes the grits very evenly.

#### Sweeper



Working width / weight:  
80 cm rough / 47,5 kg; 80 cm fine / 48,5 kg  
100 cm rough / 53 kg; 100 cm fine / 54,5 kg

Sweeping with rotating brush rollers enables large areas to be cleaned quickly and thoroughly of dirt, leaves and snow.

#### Combined sweeper



Working width / weight:  
90 cm / 54 kg; 100 cm rough / 57 kg;  
100 cm fine / 57 kg

Combined sweepers have their special feature in the combinability with additional attachments such as a gully brush or a refuse collector bin.



agria 3600 BM  
with cutter bar



**MAKE AN APPOINTMENT NOW!**

Test the machine on your area. Arrange **your desired appointment** for a **personal demonstration**.

#### Functional options for your agria:

We want you to be able to work ideally with our machines, that's why our basic units and attachments are expandable with many useful options, such as refuse collector bins, splash guards, gully brush, wear strips and much more.

Let us advise you to find the perfect combination for your requirements.

#### CONSULTING

Individual and sound advice is provided by **agria's dealer network**.



Find a competent dealer near you at [www.agria.de](http://www.agria.de) – quickly and easily.

#### Always the right tyres at hand:



4.00-8  
Traction tyres



4.00-10  
Traction tyres



16 x 6.50-8  
Terra tyres



8"  
Steel cage wheels

One **agria**. Many possibilities!

agria 55

# MOWING LIKE A STAR agria 8000




## BRUSH MOWER agria 8000 Basic unit

### Benefits at a glance:

- Ideal adjustment of driving speed (only premium)
- Slotted protection cloth for consistent lay down of the cut material
- Lateral protection plates for maximum safety
- Easy transport in the car possible due to compact construction and foldable handle bar
- Robust handle
- Height adjustment of handle bar without tools
- Low maintenance effort
- Wheel drive and mower drive are independently switchable
- Long-life blades due to two edges



agria 8000 622



Cuts grass, scrub and boughs



Detachable swath deflector



Easy transport in a car



Stepless Vario drive (only premium)



Handle bar adjustable without tools in height

### Models

#### agria 8000 comfort

- Honda GCVx200, 1-cylinder-4-stroke petrol engine, 4.2 kW (5.7 HP)
- 1-shift worm gearing with V-belt clutch, Hand start
- F: 3.5 km/h
- Working width: 64 cm
- Weight: approx. 64 kg

Art.No. 8000 622



#### agria 8000 premium

- Briggs & Stratton 875iS Series - Instart 1-cylinder-4-stroke petrol engine, 4.3 kW (5.8 HP)
- Stepless Variator drive, Electro start
- F: 2-3.6 km/h
- Working width: 64 cm
- Weight: approx. 63 kg

Art.No. 8000 641



### APPLICATION AREAS FOR DISC MOWERS

The field of application of this disc mower is between brushcutter and cutter bar mower. Where the cutter bar mower is too wide or too heavy, this small mower can be used.

Thanks to its stepless Variator drive, using the **agria 8000 premium** is very comfortable.



**MAKE AN APPOINTMENT NOW!**

We think you should be able to evaluate your new agria before you buy it.

Test the machine on your area and see the performance and quality for yourself. Arrange **your desired appointment** for a **personal demonstration**.



agria 8000 641

#### Briggs & Stratton instart\*

- Electric start at the touch of a button
- 10 minutes Quickcharge = 10 starts
- 60 minutes Fullcharge = 50 starts
- Lithium-Ion battery and charger are included in delivery scope

\*only for agria 8000 premium



Briggs & Stratton Instart: practical electric start at the touch of a button



**WEED BRUSHES,  
SWEEPERS**

Whether removing weeds from paved areas, sweeping work after the last city festival or annual winter service - with the compact and easy to operate weed brushes and sweepers you are well equipped for the maintenance of your areas.

- agria 8100** Page 60
- agria 7100** Page 62

**Benefits at a glance:**

- Even smaller areas can be cleaned effectively due to compact and manoeuvrable design
- Get started immediately due to simple operation
- Different brushes for many surfaces
- Perfectly adapted to you due to flexible adjustment possibilities



agria 8100

agria 7100

One **agria**. Many possibilities!

SPECIALIST IN CORNERS & EDGES  
**agria 8100**



**WEED BRUSH**  
**agria 8100**  
Basic unit



agria 8100 215

**Benefits at a glance:**

- Four different brushes for many surfaces
- Easy steering and manoeuvring by free-wheeled drive wheels
- Mud flap prevents the ejection of stones and weeds
- Height adjustment of handle bar without tools
- Tilt angle of the brush infinitely adjustable
- Wheel drive and brush drive are independently switchable
- Brush flexible and comfortable laterally adjustable from the handle bar



Effective removal of weeds also along edges and walls



Mud flap prevents the ejection of stones and weeds



Drive forward / backward, easily switchable via foot pedal



Tilt angle of the brush infinitely adjustable



Height adjustment of handle bar without tools

**Model**

**agria 8100**

- Honda GP160, 1-cylinder-4-stroke petrol engine, 3.6 kW (4.9 HP)
  - Worm gear, lifetime lubrication
  - F: 1.2 km/h, B: 0.8 km/h
  - Weight: approx. 100 kg
- Art.No. 8100 215



**CONSULTING**

Individual and sound advice is provided by **agria's dealer network**.



Find a competent dealer near you at [www.agria.de](http://www.agria.de) – quickly and easily.



agria 8100

**MAKE AN APPOINTMENT NOW!**

We think you should be able to evaluate your new agria before you buy it. Test the machine on your area and see the performance and quality for yourself. Arrange **your desired appointment** for a **personal demonstration**.

**Brushes for many surfaces**



**Plastic brush**  
for sensitive surfaces



**Mixed brush**  
for heavy weeded surfaces



**Flat steel brush**  
for weedy surfaces



**Steel cable brush**  
for deep rooted surfaces

**Always the right tyres at hand:**



3.50 - 6  
Traction wheels



4.10/3.50 - 6  
Lawn profile

**Functional options for your agria:**

We want you to be able to work ideally with our machines, that's why our basic units and attachments are expandable with many useful options, such as 2nd mud flap and brush adjustment on handle bar. Let us advise you to find the perfect combination for your requirements.



agria 8100

# CLEAN AREAS agria 7100



## SWEeper agria 7100 Basic unit



agria 7100 211

### Benefits at a glance:

- Comfortable handling due to ergonomically formed handle bar
- Very comfortable operation due to stepless hydrostatic drive (only with **agria 7100 Cleanstar premium**)
- Sweep right- and left-justified: Swivel brushes comfortably to the right/left
- Tidy cleaning of the edges due to overlapping brushes
- Compact design makes handling, storage and transport very easy
- Perfect for winter service: engine starts very easy even in cold temperatures
- Stepless adjustment of brush speed depending of the swept material

### Functional options for your agria:

We want you to be able to work ideally with our machines, that's why our basic units and attachments are expandable with many useful options, such as brushes for different surfaces, additional splash guards and much more.

Let us advise you to find the perfect combination for your requirements.



agria 7100 111



Easy maneuvering by free-wheeled drive wheels



Swivel brushes comfortably from left to right



Rotary handle for direction and speed adjustment



Flexible adjustment of brush pressure



Stepless adjustment of brush speed



Height adjustment of handle bar without tools (only **agria 7100 comfort**)

### Models

#### agria 7100 comfort

- Honda GP160, 1-cylinder-4-stroke petrol engine, 3.6 kW (4.9 HP)
- Worm gearing with V-belt coupling
- F: 3.2 km/h; B: 1.4 km/h
- Weight: approx. 76 kg

Art.No. 7100 111



#### agria 7100 Cleanstar premium

- Honda GCV170, 1-cylinder-4-stroke petrol engine, 3.6 kW (4.9 HP)
- Stepless hydrostatic drive
- F: 0–5 km/h; B: 0–3 km/h
- Weight: approx. 94 kg

Art.No. 7100 211



### Brushes for many materials:

#### Fine brushes

The fine brushes are ideal for sweeping dirt and dust. Twelve rows of bristles pick up also fine materials and leave a clean working result. The spiral arrangement of the bristles ensures a smooth running and a high transport effect in one direction.



#### Rough brushes

The rough brushes are ideal for sweeping dirt and snow. Compared to the fine brushes, the rough brushes has less, but stronger rows of bristles, what results a higher centrifugal effect. That's why surfaces can be freed even from denser dirt and snow covers.



### Always the right tyres at hand:



3.50 - 6  
Traction tyres

4.10/3.50 - 6  
Lawn profile

### Brushes for many materials:

#### Moss brushes

The moss brushes are made of a very stiff and abrasion-resistant polyamide. This results a very high lifetime of the brushes and low moisture absorption. The 3mm thick bristles free pavement surfaces from disturbing moss and weeds. In a few minutes the brushes can be exchanged for others.



### Attachments

#### Refuse collector bin



Working width / weight:  
100 cm / 13 kg

With the aid of the refuse collector bin, swept material can be collected directly in one step. This avoids arduous manual sweeping.

#### Snowplough



Blade width / weight:  
100 cm / 13,5 kg

The snowplough is used to remove snow from paths and surfaces that can no longer be swept with a sweeper.



**MAKE AN APPOINTMENT NOW!**

Test the machine on your area. Arrange **your desired appointment** for a **personal demonstration. Now!**





**HOEING**

Professional soil cultivation is indispensable in order to create good growth conditions. Since the foundation of the company, our hoeing and tilling devices have served exactly this purpose. In 75 years we have developed a high level of expertise in the field of soil cultivation, which we are happy to pass on to you in the form of our equipment.

<b>agria 3100</b>	Page 66
<b>agria 3000</b>	Page 68
<b>agria 0100-R</b>	Page 70
<b>agria 0800</b>	Page 72

**Benefits at a glance:**

- Easy to handle for everybody
- Compact design for usage in smaller areas
- Tighten once and get started immediately
- Durable and robust, so that you can enjoy it for a long time to come



agria 3100



agria 3000



agria 0100-R



agria 0800

# STAY IN TRACK agria 3100



## SINGLE-WHEEL HOE agria 3100 Basic unit and attachments



agria 3100 353

Warranty on the breakage of original agria hoeing knives

### Benefits at a glance:

- Drive remaining in the trail makes possible exact and efficient hoeing without interference of horticultural crop
- Narrow design protects surrounding plant parts
- Stable hoe blades insure a continuous operation
- Quick-adjustment lever for shifting side of handle bar
- Advantageous power loading: High engine power with low weight
- Operation safety up to an inclination angle of 20°



Robust and durable chain drive in oil bath



Quick-adjustment lever for shifting side of handle bar



Perfect maintenance for row growing



Robust and durable hoeing tools



Ridging device for dam formation

### Model

#### agria 3100

- Honda GX160, 1-cylinder-4-stroke petrol engine, 4.1 kW (5.6 HP)
- 2-shift pinion chain drive with multi-disk clutch
- 1. gear: 2.7 km/h; 2. gear: 4.8 km/h
- Weight: approx. 56 kg
- Art.No. 3100 353



**MAKE AN APPOINTMENT NOW!**

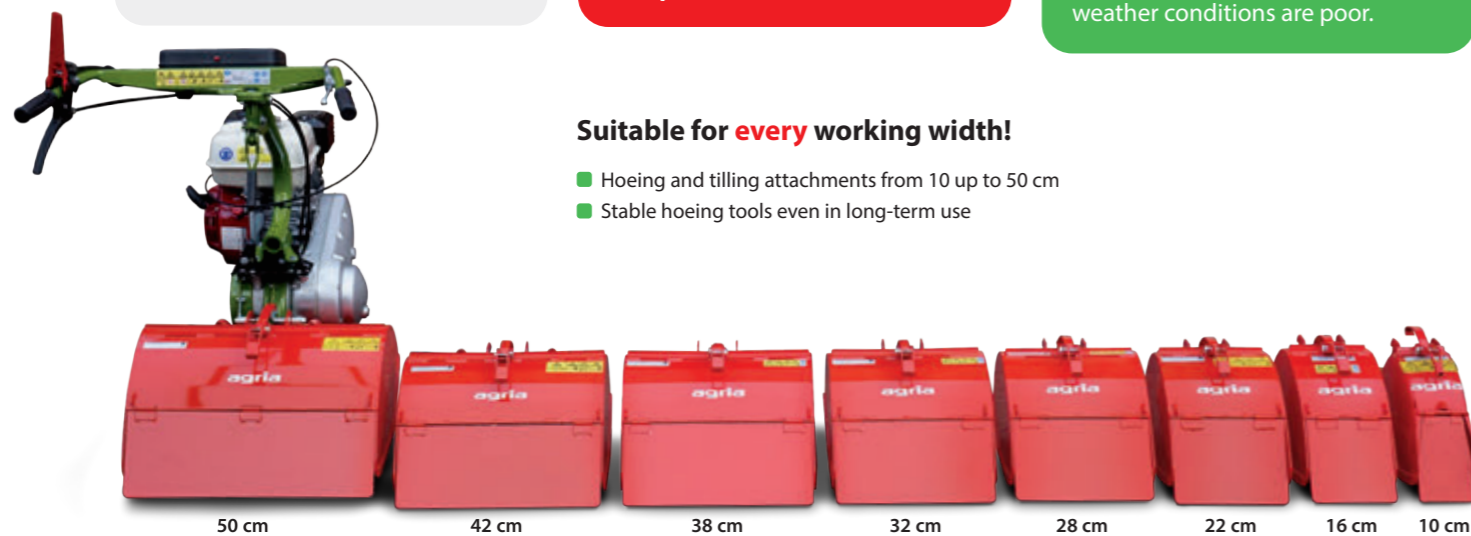
Test the machine on your area. Arrange **your desired appointment** for a **personal demonstration. Now!**

### A MUST-HAVE FOR ROW GROWING

The single wheel hoe **agria 3100** is a must in the ecological maintenance of linear plantings. With lowest ground pressure this machine can still be used for mechanical weed control even when weather conditions are poor.

### Suitable for every working width!

- Hoeing and tilling attachments from 10 up to 50 cm
- Stable hoeing tools even in long-term use



### Attachment

#### Hoeing and tilling attachment



Working width / weight:  
10 – 50 cm / 7,3 – 15,3 kg

The hoeing and tilling attachment can be used to prepare a finished seed bed or planting bed in a single operation. It can also bring organic material (for example for manure) into the soil.

#### Functional options for your agria:

We want you to be able to work ideally with our machines, that's why our basic units and attachments are expandable with many useful options, such as ridgers, leaf deflectors and front weights. Let us advise you to find the perfect combination for your requirements.

The basic models of this type are already fitted with tyres as a standard.

### CONSULTING

Individual and sound advice is provided by **agria's dealer network.**



Find a competent dealer near you at [www.agria.de](http://www.agria.de) – quickly and easily.

One **agria.** Many possibilities!

# PROFESSIONAL TILLER agria 3000



## SINGLE PURPOSE TILLER agria 3000 Basic unit

### Benefits at a glance:

- Fully hydraulic professional tiller: Easy handling and low-wear
- Very compact dimensions allow use in cramped spaces
- Protective frame for safe transport and use of the machine
- Step- and tool-less height adjustment of handle bar with crank
- Very easy to maintain due to open design of the tilling tools
- Ideal for rental
- Tilling shaft rotates forward and backward
- Separate wheel drive and tilling drive

Ideal for  
**Rental  
business**



agria 3000 331

Warranty on  
the breakage  
of original  
**agria**  
hoeing knives



Wheel drivers:  
Either single wheel or  
two wheel drive



Simple operation of  
the machine with only  
two levers



Step- and tool-less  
height adjustment of  
handle bar with crank

### Model

#### agria 3000 F 1351 H

- Honda GX390, 1-cylinder-4-stroke petrol engine, 9.5 kW (13 HP)
- Stepless hydrostatic drive
- F/B: 1.5 km/h
- Weight: approx. 252 kg
- Art.No. 3000 331



### CONSULTING

Individual and sound advice is provided by **agria's dealer network**.



Find a competent  
dealer near you at  
[www.agria.de](http://www.agria.de)  
– quickly and easily.



agria 3000



**MAKE AN  
APPOINTMENT.  
NOW!**

We think you should be able to evaluate your new agria before you buy it.

Test the machine on your area and see the performance and quality for yourself. Arrange **your desired appointment** for a **personal demonstration**.



THE BEAR STRONG  
**agria 0100-R**



POWER HOE  
**agria 0100-R**  
Basic unit and attachments

Benefits at a glance:

- Technology is very robust, durable and stable in value
- Handle bar laterally adjustable without tools
- Two gears forward for optimal ploughing and tilling speed
- Reverse gear for easy manoeuvring
- Front wheel and handle for easy transport
- Low-maintenance, durable and easy to start engine



agria 0100 543

Warranty on the breakage of original agria hoeing knives



Front wheel and handle for easy transport



Handle bar laterally adjustable without tools



Robust and durable chain drive in oil bath



Robust and durable engine



MAKE AN APPOINTMENT. NOW!

Model

agria 0100-R

- Honda GX160, 1-cylinder-4-stroke petrol engine, 4.1 kW (5.6 HP)
- Pinion and chain drive with V-belt coupling
- F: 3.6 and 11.7 km/h; B: 2.6 km/h
- Weight: approx. 61 kg
- Art.No. 0100 543




CONSULTING

Individual and sound advice is provided by agria's dealer network.



Find a competent dealer near you at [www.agria.de](http://www.agria.de) – quickly and easily.

Hoeing tools



Working width / weight:  
45 cm / 5,3 kg

Hoeing tools are primarily used to loosen already cultivated soils again. Mechanical weed control is also possible with a hoe.

Half-turn plough



Weight: 14,4 kg

The half-turn plough is a special design in which the plough blade can be turned when changing lanes. In this way the soil is always ploughed in the same direction.

Single plough



Weight: 11 kg

In preparation for the seed bed, the single plough loosens the soil and aerates it ideally. In addition, organic material can be uniformly brought into the soil.

Quarter turn plough



Weight: 17 kg

The quarter turn plough is a special design in which the plough blade can be turned when changing lanes. In this way the soil is always ploughed in the same direction.

Ridger, 1 or 2 rows



Working width / weight:  
bis 66 cm / 3,4 kg / 18 kg

The potato digging plough lifts the potatoes with the surrounding soil. The sieve separates the soil from the potatoes and place the potatoes next to the plough on the surface.

Potato digging plough



Working width / weight:  
38 cm / 11 kg

The potato digging plough lifts the potatoes with the surrounding soil. The sieve separates the soil from the potatoes and place the potatoes next to the plough on the surface.

Federzinkenkultivator



Working width / weight:  
30 – 70 cm / 18 kg

Der Federzinkenkultivator wird häufig in Reihenkulturen eingesetzt. Er bricht die Bodenkrume auf, entwirrt Unkraut und verbessert die Verfügbarkeit von Wasser und Nährstoffen.

Snowplough



Working width / weight:  
100 cm / 17,8 kg

The snowplough is used to remove snow from paths and surfaces that can no longer be swept with a sweeper.



# POWERFUL HOEING agria 0800



## POWER HOE agria 0800

Overview models and accessories

### Benefits at a glance:

- Working width flexibly adjustable (30, 55 and 85 cm)
- Comfortable operation and low emissions due to powerful and smooth-running four-stroke engine
- Hoeing knives made of hardened steel
- Specially shaped knives are ideal for use in wet and dry soils
- Deep loosening of the soil with large diametered hoeing knives
- Tool-less handle bar adjustment both vertically and horizontally allows working besides the hoed ground
- Reverse gear for easy manoeuvring
- Support and transport wheels for easy changing between transport and working position



agria 0800 011

Warranty on the breakage of original agria hoeing knives



Handle for easy transport



Handle bar adjustable in height without tools



Engine speed adjustable from the steering bar

### Model

#### agria 0800 MH 85

- Briggs & Stratton 950, 1-cylinder-4-stroke petrol engine, 4.1 kW (5.6 HP)
  - 2-speed chain gearbox with V-belt clutch
  - F: 110 min<sup>-1</sup>, B: 41 min<sup>-1</sup>
  - Weight approx. 61 kg
- Art.No. 0800 011



### HOEING VS. TILLING

A power hoe is more suitable for steady cultivated areas. In contrast to a tiller, the hoeing tools do not run under a closed cover and results in a coarser crumbling.

In addition, the soil is only cultivated to a depth of approx. 10 cm, which prevents excessive mixing of the soil structure.

### CONSULTING

Individual and sound advice is provided by agria's dealer network.



Find a competent dealer near you at [www.agria.de](http://www.agria.de) – quickly and easily.

### Functional options for your agria:

We want you to be able to work ideally with our machines, that's why our basic units and attachments are expandable with many useful options, such as ridger, snow blade, wheels, additional weights and much more.

Let us advise you to find the perfect combination for your requirements.



MAKE AN APPOINTMENT NOW!

We think you should be able to evaluate your new agria before you buy it.

Test the machine on your area and see the performance and quality for yourself. Arrange **your desired appointment** for a **personal demonstration**.

# Space for notes.

# This will be my new agria.

Your new agria machine will support you reliably for years to come. Here is the place to define your personal configuration for your individual needs. Because we want you to be happy with it for a long time!

Pcs.	Article-Nr.	Page	Article	Price	Final price
			Basic unit		
			Attachment		
			Options		
			Accessories		
			Wheels		
			Other		
					Total price

## DEMONSTRATION AT YOUR SITE



**MAKE AN APPOINTMENT NOW!**

We think you should be able to evaluate your new agria before you buy it.

Test the machine on your area and see the performance and quality for yourself. Arrange **your desired appointment** for a **personal demonstration**.



## NOT ENOUGH?

We will be happy to provide you with further information material that goes into more detail and more intensively on individual topics, such as **all-electric-tool-carrier, soil cultivation** or **weed removal**.

Thank you for your interest.



# agria

Agria-Werke GmbH  
Bittelbronner Str. 42 · D-74219 Moeckmuehl  
Tel. +49 6298 39 - 0 · Fax +49 6298 39 -111  
info@agria.de · www.agria.de



Become an agria-fan:  
[www.facebook.com/agriawerke](https://www.facebook.com/agriawerke)



See our machines in action:  
[www.youtube.com/agriawerke](https://www.youtube.com/agriawerke)



Let's network on LinkedIn:  
[www.linkedin.de/company/agriawerke](https://www.linkedin.de/company/agriawerke)



Follow us on Instagram:  
[www.instagram.com/agriawerkegmbh](https://www.instagram.com/agriawerkegmbh)